

Advanced
Interventional
Management



Monday - Thursday, November 17-20, 2014

22nd Symposium on Current Issues and New Techniques in Interventional Radiology and Endovascular Therapy

NEW THIS YEAR ■ SIR Veins at AIMsymposium
AND MORE

Symposium Chairman

Jacob Cynamon, MD

Symposium Co-Chairmen

Allan L. Brook, MD

Frank J. Veith, MD

Executive Committee

Curtis W. Bakal, MD, MPH

Michael D. Dake, MD

Ziv J. Haskal, MD

Barry T. Katzen, MD

Neil M. Khilnani, MD

Sponsored by



Cleveland Clinic



Hilton

www.AIMsymposium.org

ACKNOWLEDGMENTS

The Cleveland Clinic Foundation Center for Continuing Education and AIMsymposium acknowledge educational grants in support of this activity from:

Bard Peripheral Vascular, Inc.

Baylis Medical

BTG

Covidien

Gore & Associates

NeuWave Medical

Penumbra, Inc.

The Cleveland Clinic Foundation Center for Continuing Education and AIMsymposium acknowledge an in kind educational grant in support of this activity from:

NeuWave Medical

Teleflex



Monday - Thursday
November 17 - 20, 2014

SYMPOSIUM CHAIRMAN

Jacob Cynamon, MD

SYMPOSIUM CO-CHAIRMEN

Allan L. Brook, MD

Frank J. Veith, MD

EXECUTIVE COMMITTEE

Curtis W. Bakal, MD, MPH

Michael D. Dake, MD

Ziv J. Haskal, MD

Barry T. Katzen, MD

Neil M. Khilnani, MD

SCIENTIFIC COMMITTEE

Yosef Golowa, MD

Marcy B. Jagust, MD

SYMPOSIUM MANAGING DIRECTOR

Jacqueline M. Simpson, BBA

SYMPOSIUM ASSOCIATE DIRECTOR

Steven J. Feld, MSW

THE CENTER FOR CONTINUING EDUCATION

Steven M. Kawczak, PhD


William D. Carey, MD

Sponsored by



CONTENTS

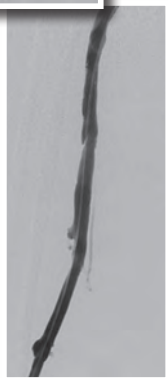
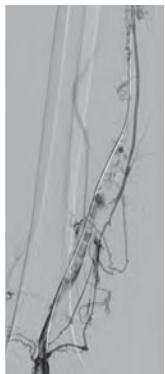
Acknowledgments.....	Inside Front Cover
General Information.....	5
Accreditation.....	5
Faculty Disclosure.....	6
Social Events.....	7
Hotel and Travel.....	7
Agenda.....	9-22
Faculty Listing.....	23-24
Registration.....	25-26
Save the Date.....	Inside Back Cover



Endorsed By
SOCIETY OF
INTERVENTIONAL
RADIOLOGY
Enhanced care through advanced technology

SIR Veins at AIMsymposium

November 17, 2014 • New York Hilton–Midtown, New York City



AIMsymposium, in collaboration with **The Society of Interventional Radiology**, is offering a one-day comprehensive venous symposium on Monday, November 17, 2014 at the New York Hilton–Midtown in New York City.

The **SIR Veins at AIMsymposium** will run from 7:50 AM until 6:45 PM and will include 9 sessions on the treatment of acute PE and DVT, IVC filters, chronic deep vein obstruction, venous leg ulcers, venous malformations, varicose veins and pelvic venous incompetence. The meeting was programmed by Dr. Neil Khilnani representing the SIR Venous Service Line and the AIMsymposium chairman, Dr. Jacob Cynamon. Category 1 CME will be provided through the sponsoring and accrediting organization, the **Cleveland Clinic**.

The multidisciplinary faculty for this meeting will consist of internationally recognized experts in venous disease including past presidents of SIR and the American Venous Forum, and the current president of the American College of Phlebology.

Registrants of the **SIR Veins** meeting can also register to attend the entire **AIMsymposium** that runs until Thursday, November 20, 2014.

For more information and to register please visit www.aimsymposium.org.

Neil Khilnani, MD - Co-Program Chair, SIR Veins
Jacob Cynamon, MD - Chairman, AIMsymposium

GENERAL INFORMATION

NEEDS ASSESSMENT

Vascular disease is a leading cause of disability and death in patients over age 50. Nonvascular intervention, especially in oncology patients, continues to increase in most busy practices. As such, there is a critical need for physicians who manage these patients to receive CME in this area. To address this need, the AIMsymposium™ will review the latest pharmacologic, radiologic, surgical and endovascular techniques and technologies as well as discuss when these treatments are justified and indicated and when they are not. Updates on clinical trials and opportunities for dialogue with experts in the field will provide insight along with the latest data on the results of the various treatment modalities.

SYMPOSIUM FORMAT / GOAL

The AIMsymposium™ will be held Monday-Thursday, November 17-20, 2014. The scientific sessions, panel discussions and cases, presented by a nationally renowned faculty, will provide a concise overview of the most current issues and hands-on experience in new techniques in percutaneous, endovascular and surgical treatment methods.

Highlights of the meeting will include new information regarding BPH and Prostate Artery Embolization. New Developments in Interventional Oncology, Dialysis Management, Neurointervention, Venous Malformations, Venous Thrombosis, Venous Reflux, PVD and an update on Renal Denervation will be discussed during didactic sessions and workshops. Interventional Radiologists' role in the management and care of morbid obesity and cosmetic medicine will also be addressed.

SYMPOSIUM OBJECTIVES

At the conclusion of this meeting, participants will be able to:

- Diagnose and treat various types of tumors with embolic agents and ablation devices using imaging
- Apply various embolization techniques and devices
- Acquire new knowledge in the diagnosis and treatment of peripheral vascular disease
- Diagnose and treat abdominal aortic aneurysm in a minimally invasive manner
- Review the normal anatomy and the pathology of veins in the lower and upper extremities
- Apply new knowledge of carotid stenting techniques to the participants' practice
- Describe the various methods of maintaining vascular access in the dialysis patient
- Decide if treating BPH with prostate artery embolization is an area worthy of further investigation

TARGET AUDIENCE

Interventional Radiologists, Vascular Surgeons, Neurosurgeons, Interventional Neurologists, Oncologists and all Health Care Practitioners involved in image guided procedures.

ACCREDITATION STATEMENT

The Cleveland Clinic Foundation Center for Continuing Education is accredited by the Accreditation Council for Continuing Medical Education to provide continuing medical education for physicians.

The Cleveland Clinic Foundation Center for Continuing Education designates this live activity for a maximum of 37 *AMA PRA Category 1 Credits™*. Physicians should claim only the credit commensurate with the extent of their participation in the activity.

Participants claiming CME credit from this activity may submit the credit hours to the American Osteopathic Association for Category 2 credit.

GENERAL INFORMATION

CME CERTIFICATES AND COURSE EVALUATION FORMS

CME certificates will be available online at www.AIMsymposium.org. An e-mail will be sent to all registered attendees after the meeting with a unique password and instructions on how to obtain the certificate and complete a brief, optional course evaluation. Please note that the e-mail will be sent to the e-mail address that was used to register the attendee.

FACULTY DISCLOSURE

The Cleveland Clinic Foundation Center for Continuing Education has implemented a policy to comply with the current Accreditation Council for Continuing Medical Education Standards for Commercial Support requiring resolution of all faculty conflicts of interest. Faculty declaring a relevant commercial interest will be identified in the activity syllabus.

ADA STATEMENT

The Cleveland Clinic Foundation Center for Continuing Education complies with the legal requirements of the Americans with Disability Act. If any participant of the AIMsymposium requires special assistance, please send written request at least one month prior to the activity to admin@aimsymposium.org, or by fax to (845) 368-2324.

ONLINE ACCESS TO ABSTRACTS

Presentation slides will be used as abstracts and will be available on the program page of the AIMsymposium web site at www.aimsymposium.org after the meeting. Abstracts will be available on the web site for one full year.

GENERAL SESSIONS

General Sessions will be held in the Murray Hill Suites East and West, 2nd Floor.

CONCURRENT THURSDAY PROGRAMS

HANDS-ON WORKSHOPS/CASE PRESENTATIONS

8:00 A.M. – 6:00 P.M.

Location: Concourse Level, Room A

MULTIDISCIPLINARY ACUTE STROKE MANAGEMENT

8:00 A.M. – 5:30 P.M.

Location: Murray Hill Suites East and West, 2nd Floor

GENERAL INFORMATION

SOCIAL EVENTS

THE NEW YORK HILTON-MIDTOWN THEATER, TOUR, AND TRANSPORTATION DESK AT AIMsymposium

Hilton Theater, Tour, and Transportation Desk Services

Our theater, tour, and transportation desk staff can assist you with many services including theater tickets, sightseeing tours, transportation to and from local airports, and more.

Broadway/Theater Entertainment Tickets

Our staff can assist with tickets to hard to get theater, sports, and entertainment, even up until a few hours before performance time. For guaranteed availability it's best to book ahead, so call or email with the show you are interested in and we can make arrangements for you ahead of time.

Sightseeing

Choose from popular double decker bus tours, Statue of Liberty, Empire State Building, harbor cruises, helicopter tours, Woodbury Commons Shopping and more. Prefer to explore museums? We can pre-arrange museum passes for MOMA, Metropolitan Museum of Art, or Museum of Natural History. Call or email us for a complete listing of available tours or to pre book.

Airport Transfers

Shuttle service and private car transfers are available between all area airports and the hotel. Shuttle service departs from the hotel once per hour and is the most economical way to travel to the airport; a private transfer can be arranged for any time and for any number of people.

To make a reservation for any items listed above please contact nicole@continentalguestservices.com or phone at 212-944-8910 x535.

HOTEL AND TRAVEL

Hilton New York (Symposium Site)

1335 Avenue of the Americas
New York, NY 10019
(212) 586-7000 or
1-800-HILTONS (toll free U.S. only)

A block of rooms has been reserved at the conference rate of \$392 plus taxes per night. This rate is available until the block is filled or until October 17, 2014. *Please request the VEITH rate when reserving your accommodations.*

American Express Business Travel at The Cleveland Clinic Foundation

9500 Euclid Avenue, P83
Cleveland, OH 44195
Phone: (800) 955-6111 (U.S. toll free)
(216) 444-2564 (U.S. and International)
Fax: (216) 444-2500
E-mail: Diane.M.Geneva@aexp.com

SPECIAL NON-CME ACCREDITED ACTIVITY

VIDEO SESSION FEATURING COMPLICATIONS AND UNUSUAL CASES

Tuesday, November 18, 2014 | 5:30 P.M. – 7:45 P.M.
Gramercy Suites East and West, 2nd Floor

Beer, wine, soft drinks and heavy hors d'oeuvres will be served throughout the evening, courtesy of Cook Medical.

*Moderators: Plinio Rossi, MD
Carlo Setacci, MD
Frank J. Veith, MD*

- 5:45 – 5:55** Endovascular Aneurysm Repair: Extreme Iliac Tortuosity
Andrew Holden, MBCHB
- 5:55 – 5:58** Discussion
- 5:58 – 6:08** Tips And Tricks In Crossing Iliac Venous Occlusions
Gerard J. O'Sullivan, MD
- 6:08 – 6:11** Discussion
- 6:12 – 6:22** Decision-Making And Techniques On Hypogastric Artery Revascularization With EVAR
Dittmar Boeckler, MD
- 6:22 – 6:25** Discussion
- 6:25 – 6:35** How To Deal With Vascular Visceral Ischemia
Fabrizio Fanelli, MD
- 6:35 – 6:38** Discussion
- 6:38 – 6:48** Ultrasound Guided Complex CLI Intervention: How Far Is The Future
Marco G. Manzi, MD
- 6:48 – 6:51** Discussion
- 6:51 – 7:01** Endovascular Treatment Of SFA Occlusions After Previous Surgery Of The Groin
Andrej Schmidt, MD
- 7:01 – 7:04** Discussion
- 7:04 – 7:14** Carbon Dioxide Guided Angioplasty: Better Than Sliced Bread?
Konstantinos Katsanos, MSc, MD, PhD
- 7:14 – 7:17** Discussion
- 7:17 – 7:30** Treatment Of A Type IV Thoracoabdominal Aneurysm With Open, Hybrid And Endovascular (Cardiatis Multilayer Stent) Procedures Over 8 Years
Luigi Inglese, MD
- 7:30 – 7:45** General Discussion And Comments From The Moderators
- 7:45** **Adjourn**

MONDAY, NOVEMBER 17, 2014

7:00 A.M. General Registration – Rhinelander Gallery, 2nd Floor
Faculty Registration – Morgan Suite, 2nd Floor

COMBINED SOCIETY OF INTERVENTIONAL RADIOLOGY AND AIMsymposium VENOUS PROGRAM

7:50 – 8:00 *Welcome And Introduction*

Jacob Cynamon, MD
Neil M. Khilnani, MD

SESSION 1

**ACUTE VENOUS THROMBOEMBOLIC – PART 1:
ACUTE PULMONARY EMBOLISM**

Moderator: Akhilesh K. Sista, MD

8:00 – 8:10 Massive And Submassive Pulmonary Embolism:
Clinical Outcomes And Indications For Various
Medical Treatments
Deepak Sudheendra, MD

8:10 – 8:20 What Are The Endovascular Tools That Are Approved
Or Seeking Approval For PE And How To Use Them
Ripal T. Gandhi, MD

8:20 – 8:30 Massive And Submassive Pulmonary Embolism: When
Is Endovascular Or Surgical Treatment Indicated And
How I Choose An Approach
Akhilesh K. Sista, MD

8:30 – 8:40 SEATTLE, ULTIMA And Other PE Treatment Trials:
What Does The Literature Tell Us Is Best Practice For
Massive And Submassive Pulmonary Embolism
Deepak Sudheendra, MD

8:40 – 8:45 Helical CT For PE: Overutilization In Urgent Care Settings
Curtis W. Bakal, MD, MPH

8:45 – 8:50 Panel Discussion

SESSION 2

**ACUTE VENOUS THROMBOEMBOLIC – PART 2:
ACUTE LOWER EXTREMITY DVT**

Moderator: Suresh Vedantham, MD

8:50 – 9:00 Are We Positively Influencing DVT Outcome With
Endovascular Treatment: Review And Critique Of The
CAVENT And Other Trials
Mark H. Meissner, MD

9:00 – 9:05 How I Treat Iliofemoral DVT: Angiojet
Robert A. Lookstein, MD

9:05 – 9:10 How I Treat Iliofemoral DVT: Trellis
E. Brooke Spencer, MD

9:10 – 9:15 How I Treat Iliofemoral DVT: EKOS
Jacob Cynamon, MD

9:15 – 9:20 Iliofemoral DVT: Other Devices
Ripal T. Gandhi, MD

9:20 – 9:30 The ACCP Guidelines And Reducing Recurrent DVT:
Implications For Post-Thrombotic Syndrome
Mark H. Meissner, MD

9:30 – 9:40 How I Decide What Drug To Use For Long Term
Anticoagulation Of DVT
Kathleen D. Gibson, MD

- 9:40 – 9:50** Acute Femoral Popliteal DVT: Is There Evidence To Support Endovascular Lysis For Long Term Benefit
Suresh Vedantham, MD
- 9:50 – 9:55** DVT: Joining Forces With Other Services To Establish An Inpatient DVT And PE Consult Service
Akilesh K. Sista, MD
- 9:55 – 10:05** Taking Consults And Management Of All Patients With Lower Extremity DVT: Rationale, Approach And Implications For Your IR Practice
Kathleen D. Gibson, MD
- 10:05 – 10:15** Superficial Vein Thrombosis Management: Rationalizing The CALISTO Trial And Common Sense
Steve Elias, MD
- 10:15 – 10:20** Iliofemoral And Caval Thrombolysis In Oncology Patients: When Is It Appropriate And How To Enhance Safety
Robert H. Siegelbaum, MD
- 10:20 – 10:30** Panel Discussion
- 10:30 – 10:50** Break – Visit Exhibits (South Corridor, 2nd Floor)

SESSION 3

ACUTE VENOUS THROMBOEMBOLIC – PART 3: IVC FILTERS

Moderator: *Matthew S. Johnson, MD*

- 10:50 – 11:00** The Need For An IVC Filter Registry: The SIR/SVS PRESERVE Registry
Matthew S. Johnson, MD
- 11:00 – 11:10** Tough IVC Retrieval Techniques: What Should Be In Your Quiver
David W. Trost, MD
- 11:10 – 11:20** Does Filter Removal Eliminate Symptoms In Patients With CT Demonstration Of Caval Penetration
Stephen T. Kee, MD
- 11:20 – 11:30** Panel Discussion

SESSION 4

CHRONIC VENOUS DISEASE – PART 1: C4-6 - CHRONIC DEEP VEIN OBSTRUCTION AND REFLUX

Moderator: *Mark J. Garcia, MD*

- 11:30 – 11:40** Chronic Deep Venous Disease: Treating The Patient Rather Than The Anatomy
Suresh Vedantham, MD
- 11:40 – 11:50** Combined Deep Vein Reflux And Obstruction: Which Is More Important And What Is The Treatment Implication?
Seshadri Raju, MD
- 11:50 – 12:00** Recanalize Chronic Iliac And Caval Occlusions: When And How?
Mark J. Garcia, MD
- 12:00 – 12:10** Does The Configuration Of Iliac Vein Stents At The IVC Have An Implication On Patency?
Seshadri Raju, MD
- 12:10 – 12:20** Recanalizing The Small Or Hypoplastic IVC And The IVC With A Filter: What Is Safe And Effective?
E. Brooke Spencer, MD
- 12:20 – 12:30** Recanalize Chronic Femoral Occlusions: When And If So How?
Mark J. Garcia, MD
- 12:30 – 12:40** Sharp Recanalization Of Challenging Chronic Femoral Popliteal Occlusions: When And How Case Presentations
E. Brooke Spencer, MD

- 12:40 – 12:50** Is There A Role For Stents In The Popliteal, Femoral Or Common Femoral Vein?
Suresh Vedantham, MD
- 12:50 – 1:00** Hemodynamics Of Venous Obstruction
Seshadri Raju, MD
- 1:00 – 1:10** Lunch Available In The South Corridor Exhibit Area, 2nd Floor

SESSION 5

LUNCHEON SESSION

Moderator: Jacob Cynamon, MD

- 1:10 – 1:20** Saphenous Reflux: Does Size Matter?
Seshadri Raju, MD
- 1:20 – 1:35** Panel Discussion
- 1:35 – 1:50** Break - Visit Exhibits (South Corridor, 2nd Floor)

SESSION 6

CHRONIC VENOUS DISEASE – PART 2: C5-6 -
VENOUS LEG ULCER CARE

Moderator: Neil M. Khilnani, MD

- 1:50 – 2:00** Review Of Venous Leg Ulcer Management Guidelines
Marc A. Passman, MD
- 2:00 – 2:05** When Is Perforating Vein Ablation Acceptable Based On The Guidelines
Steve Elias, MD
- 2:05 – 2:15** Can We Ablate Saphenous Veins In The Setting Of Prior Femoro Popliteal DVT?
Melvin Rosenblatt, MD
- 2:15 – 2:25** Wound Care For Venous Leg Ulcers: Basic Care That Every Provider Should Know
Anne Giuliano, MD
- 2:25 – 2:35** Mixed Venous And Arterial Ulcers: Incidence, Management And Outcomes
Marc A. Passman, MD
- 2:35 – 2:45** Iliac And IVC Stenting For Venous Leg Ulcers: Incidence Of Iliac Lesions With Ulcers And Impact Of Stenting On Wound Healing
Seshadri Raju, MD
- 2:45 – 2:55** What Does A Wound Care Specialist Have To Offer For Challenging Venous Leg Ulcers?
Anne Giuliano, MD
- 2:55 – 3:05** Panel Discussion
- 3:05 – 3:20** Break – Visit Exhibits (South Corridor, 2nd Floor)

SESSION 7

CHRONIC VENOUS DISEASE – PART 3: VENOUS MALFORMATIONS

Moderator: Robert J. Rosen, MD

- 3:20 – 3:30** Classification Of Vascular Malformations And Clinical And Imaging Diagnosis
Melvin Rosenblatt, MD
- 3:30 – 3:40** Extratruncular Venous Malformations: Sub-Classification, Indications For Treatment, Techniques And Results
Robert J. Rosen, MD
- 3:40 – 3:50** Klippel Trenaunay Syndrome: Imaging, Treatment Indications And Approaches
Melvin Rosenblatt, MD

3:50 – 4:00 Pulmonary Arterio Venous Malformations: Classification, Indications For Treatments, Technical Nuances And Required Follow-up
Jeffrey S. Pollak, MD

4:00 – 4:05 Panel Discussion

SESSION 8

CHRONIC VENOUS DISEASE – PART 4: CEAP 2 – TREATMENTS AND CLINICAL PRACTICE

Moderator: *Neil M. Khilnani, MD*

4:05 – 4:15 Which C2 Patients Are More Likely To Progress To Severe Chronic Venous Disease (C4-6)?
Mark H. Meissner, MD

4:15 – 4:20 Do Patients With Multiple Refluxing Saphenous Veins Have More Severe Disease?
Lowell S. Kabnick, MD, RPhS

4:20 – 4:30 How Should We Judge The Success Of Venous Treatments: Surrogate Measures, CEAP, VCSS, PRO-QOL Assessments
Michael A. Vasquez, MD, RVT

4:30 – 4:40 Why IRs Should Use Capnography To Improve The Safety Of Moderate Sedation
David W. Trost, MD

4:40 – 4:45 Varithena: The Product, Safety And Clinical Efficacy Data
Michael A. Vasquez, MD, RVT

4:45 – 4:50 Varithena: Indications, Technique, Patient Scheduling And Reimbursement Strategies
Kathleen D. Gibson, MD

4:50 – 4:55 Mechano-chemical Ablation: Update On Indications, Data And Reimbursement; Can We Use This Tool Now?
Steve Elias, MD

4:55 – 5:00 Cyanoacrylate Ablation: Technique And Update On Trial Data
Neil M. Khilnani, MD

5:00 – 5:05 Does The Complete Occlusion Of A Refluxing Saphenous Vein Matter For Long Term Recurrence
Melvin Rosenblatt, MD

5:05 – 5:15 Are There Patients With Saphenous Reflux And Related Varicose Veins Who Only Need Sclerotherapy Or Phlebectomy?
Paul Pittaluga, MD

5:15 – 5:25 EHIT 2 With Anticoagulation Contraindication, And EHIT 3 And 4: Management Recommendations
Lowell S. Kabnick, MD, RPhS

5:25 – 5:35 Avoiding Thrombotic Complications After Thermal And Chemical Ablation: How? Indications For Anticoagulation After Treatment
Carl M. Black, MD

5:35 – 5:45 Accreditation: Pros And Cons Of Participation
Neil M. Khilnani, MD

5:45 – 5:55 Panel Discussion

SESSION 9

CHRONIC VENOUS DISEASE – PART 5: PELVIC VENOUS INCOMPETENCE

Moderator: *Carl M. Black, MD*

5:55 – 6:05 Pelvic Pain And Pelvic Venous Insufficiency: How I Evaluate And Treat Patients Based On The Data
Carl M. Black, MD

- 6:05 – 6:15** Lower Extremity Pelvic Derived Varicose Veins And Vulvar Veins: How I Evaluate And Treat Patients
Melvin Rosenblatt, MD
- 6:15 – 6:25** Nutcracker Compression Of The Left Renal And Gonadal Vein Reflux: Incidence And Choosing Between Surgical And Stent Solutions
Michael D. Dake, MD
- 6:25 – 6:35** Varicocele: Clinical Indications, When To Treat, How And How Do Results Compare With Microsurgery?
Jeffrey S. Pollak, MD
- 6:35 – 6:45** Panel Discussion
- 6:45** **Adjourn**

TUESDAY, NOVEMBER 18, 2014

7:00 A.M. **General Registration – Rhinelander Gallery, 2nd Floor**
Faculty Registration – Morgan Suite, 2nd Floor

SESSION 10 PROSTATE

Moderators: Jacob Cynamon, MD
Curtis W. Bakal, MD, MPH

- 8:00 – 8:10** Basic Science Of BPH
Lloyd S. Minsky, MD
- 8:10 – 8:20** Surgical Options
Lloyd S. Minsky, MD
- 8:20 – 8:30** Multidisciplinary Consensus As To The Role Of PAE And How It Should Be Studied
Jafar Golzarian, MD
Michael Rosenberg, MD
- 8:30 – 8:40** Prostate Artery Embolization: A Single Center's Results
Airton M. Moreira, PhD
- 8:40 – 8:50** Is Cone Beam CT Essential Or A Luxury For PAE?
Jafar Golzarian, MD
Michael Rosenberg, MD
- 8:50 – 9:00** The Need For Randomized Controlled Studies
Airton M. Moreira, PhD
- 9:00 – 9:10** Why All This Regulation? Post Approval Registries Should Suffice
Sandeep Bagla, MD
- 9:10 – 9:20** Varicocele Embolization Can Improve Symptoms Of BPH: Scientific Rationale
Menachem M. Goren, MD
- 9:20 – 9:40** Panel Discussion
- 9:40 – 9:50** New Macro And Micro Plugs
Ziv J. Haskal, MD
- 9:50 – 10:00** Various Coils In Our Armamentarium: How To Choose
Lindsay Machan, MD
- 10:00 – 10:10** Peripheral Uses Of Liquid Embolics
Robert A. Lookstein, MD
- 10:10 – 10:20** Panel Discussion
- 10:20 – 10:50** Break – Visit Exhibits And Pavilions (South Corridor, 2nd Floor)

SESSION 11

ONCOLOGY – PART 1

*Moderators: Constantinos T. Sofocleous, MD, PhD
Jonathan Susman, MD*

- 10:50 – 11:00** Imaging Of The Cirrhotic Patient: When Is A Biopsy Indicated?
Victoria Chernyak, MD, MS
- 11:00 – 11:10** Small HCC: Why I Do Not Offer Partial Liver Resection More Frequently
Milan Kinkhabwala, MD
- 11:10 – 11:20** Small HCC - TACE/Ablate vs. Ablate: How I Decide
Joshua L. Weintraub, MD
- 11:20 – 11:30** Large HCC: Y-90 Should Be The Standard
Riad Salem, MD, MBA
- 11:30 – 11:40** Large HCC: TACE Should Be The Standard
Jean Francois H. Geschwind, MD
- 11:40 – 11:50** HCC With PV Involvement: What Are Our Options?
Matthew S. Johnson, MD
- 11:50 – 12:00** Imaging Tools Available Today In Most Angio Suites That Help In TACE/Y-90 Procedures
Govindarajan Narayanan, MD
- 12:00 – 12:10** Imaging Tools That Will Be Available Soon That May Help In TACE/Y-90 Procedures
Joshua L. Weintraub, MD
- 12:10 – 12:20** Is Preprocedure Embolization Of Non Hepatic Vessels Necessary When Treating With Y-90?
Riad Salem, MD, MBA
- 12:20 – 12:30** Benefits And Pitfalls Of Anti Refluxing Catheters
Aaron M. Fischman, MD
- 12:30 – 12:40** Catheters, Wires And Techniques That Can Help Facilitate A More Selective Embolization
James Caridi, MD
- 12:40 – 12:50** Robotics For The Skilled Interventionalist: Will It Reach A Tipping Point?
Barry T. Katzen, MD
- 12:50 – 1:30** Lunch Break - Lunch Available In The South Corridor Exhibit Area, 2nd Floor

SESSION 12

ONCOLOGY – PART 2

*Moderators: Ernest J. Ring, MD
Yosef Golowa, MD*

- 1:30 – 1:40** Bland Embolization vs. TACE For HCC: Is There A Difference?
Karen T. Brown, MD
- 1:40 – 1:50** Does The Science Suggest That MW Is Better Than RF And What Are The Effects Of Local Ablative Therapy?
S. Nahum Goldberg, MD
- 1:50 – 2:00** Do You Need IRE To Be A Fully Capable IO Lab?
Govindarajan Narayanan, MD
- 2:00 – 2:10** What Is The Risk Of Tumor Seeding: Should We Be Bracketing Lesions Rather Than Skewing Them?
Fred T. Lee, Jr., MD
- 2:10 – 2:20** Information Gained By Biopsy Is Indispensable, Or Is It
Constantinos T. Sofocleous, MD, PhD
- 2:20 – 2:30** Imaging After Loco Regional Therapy: Techniques And Pitfalls
Victoria Chernyak, MD, MS

2:30 – 2:40 Portal Vein Embolization (PVE): Indications And Rationale For Arterial Embolization Pre PVE
David C. Madoff, MD

2:40 – 2:50 Panel Discussion

SESSION 13

LIVER TRANSPLANT INTERVENTION

Moderators: Plinio Rossi, MD

Ernest J. Ring, MD

2:50 – 3:00 Complications Of Liver Transplant
Paul J. Gaglio, MD

3:00 – 3:10 Arterial Insufficiency: Diagnosis And Management
Wael E. Saad, MD

3:10 – 3:20 Biliary Complications: Diagnosis And Management
Anne Roberts, MD

3:20 – 3:30 Recurrent Or New Onset Of Ascites Post Transplant: Diagnosis And Management
Jonathan Susman, MD

3:30 – 3:40 Complications Specific To Pediatric Liver Transplant
Peter Schlossberg, MD

3:40 – 4:00 Panel Discussion And Break
Visit Exhibits And Pavilions (2nd and 3rd Floors)

SESSION 14

PORTAL HYPERTENSION

Moderators: Ernest J. Ring, MD

Götz M. Richter, MD, PhD

4:00 – 4:10 New Techniques, Devices, Imaging To Facilitate TIPS
Stephen T. Kee, MD

4:10 – 4:20 Managing The Difficult Post TIPS Patient
Paul J. Gaglio, MD

4:20 – 4:30 Is A High MELD An Absolute Contraindication For TIPS And The Management Of Portal Biliopathy
Ziv J. Haskal, MD

4:30 – 4:40 TIPS, DIPS And Complication Management
Jacob Cynamon, MD

4:40 – 4:50 Reconstruction Of The Portal Vein To Facilitate Transplantation
Riad Salem, MD, MBA

4:50 – 5:00 When Is BRTO Better Than TIPS?
Yosef Golowa, MD

5:00 – 5:10 PRTO Is The New BRTO, Or Is It?
Wael E. Saad, MD

5:10 – 5:20 Management Of Malignant Ascites
George I. Getrajdman, MD

5:20 – 5:30 Lymphangiography And Intervention: Resurgence Of A Lost Art
Maxim Itkin, MD

5:30 – 5:40 Panel Discussion

WEDNESDAY, NOVEMBER 19, 2014

7:00 A.M. General Registration – Rhinelander Gallery, 2nd Floor
Faculty Registration – Morgan Suite, 2nd Floor

SESSION 15

THE MIDNIGHT IR CONSULT: WHAT CAN WAIT AND WHAT CAN'T

*Moderators: Jacob Cynamon, MD
Curtis W. Bakal, MD, MPH*

- 8:00 – 8:10** GI Bleeding
James Caridi, MD
- 8:10 – 8:20** Infection: GU, Biliary, Abscess
Anne Roberts, MD
- 8:20 – 8:30** DVT/PE/IVC Filter
John A. Kaufman, MD
- 8:30 – 8:40** Acute Limb Ischemia
John H. Rundback, MD
- 8:40 – 8:50** Trauma
Eli Atar, MD
- 8:50 – 9:00** Mesenteric Ischemia
Kevin Herman, MD
- 9:00 – 9:20** Panel Discussion

SESSION 16

UFE UPDATE

Moderator: James B. Spies, MD

- 9:20 – 9:30** Have The Clinical Indications And Contraindications
For UFE Changed?
James B. Spies, MD
- 9:30 – 9:40** UFE Alternatives: When, Why And Why Not?
Ja Hyun Shin, MD
- 9:40 – 9:50** Simplifying The UFE Procedure By The Use Of Non
Contrast Cone Beam CT
Jacob Cynamon, MD
- 9:50 – 10:00** Added Information Of Non Contrast Cone Beam CT
Outweighs The Added Radiation Dose
Yosef Golowa, MD
- 10:00 – 10:10** The Radial Artery Should Be The Routine Access For UFE
Robert A. Lookstein, MD
- 10:10 – 10:20** Counseling Women With Fibroids That Desire Future
Pregnancy
James B. Spies, MD
- 10:20 – 10:40** Panel Discussion
- 10:40 – 11:10** Break – Visit Exhibits And Pavilions (2nd and 3rd
Floors)

SESSION 17

VASCULAR

*Moderators: Joseph N. Shams, MD
Kevin Herman, MD*

- 11:10 – 11:20** PVD: Clinical Management And Indications For
Intervention
Andrew S. Blum, MD
- 11:20 – 11:30** Peripheral Vascular Intervention As An Outpatient
Procedure
Jos C. van den Berg, MD, PhD

- 11:30 – 11:40** PVD: New Devices For Technical Success And Defining Angiosomes And Its Significance
John H. Rundback, MD
- 11:40 – 11:50** Limiting The Use Of High Cost Devices; Subintimal Angioplasty Will Often Suffice
Amman Bolia, MD
- 11:50 – 12:00** PVD: New Devices For Clinical Success
Michael D. Dake, MD
- 12:00 – 12:10** Aggressive Intervention For Limb Salvage
Robert A. Lookstein, MD
- 12:10 – 12:20** Present And Future Status Of Renal Denervation After The Negative SIMPLICITY Trial
Mark H. Wholey, MD
- 12:20 – 12:30** A Critical Analysis Of The Renal Angioplasty Data
Thomas A. Sos, MD
- 12:30 – 12:40** Panel Discussion
- 12:40 – 1:30** Lunch Break - Lunch Available In The South Corridor Exhibit Area, 2nd Floor Visit Exhibits And Pavilions (2nd and 3rd Floors)

SESSION 18
ANEURYSMS

Moderator: *Götz M. Richter, MD, PhD*

- 1:30 – 1:40** Imaging Of Pararenal AAA Repair
Barry Stein, MD
- 1:40 – 1:50** 3D Halography To Guide Endovascular Interventions: How Does It Work, Will It Replace Conventional Imaging
Elchanan Bruckheimer, MBBS
- 1:50 – 2:00** Technical Challenges Involved With Pararenal Aneurysms And How To Overcome Them
Krassi Ivancev, MD, PhD
- 2:00 – 2:10** Update On Low Profile Endografts
Eli Atar, MD
- 2:10 – 2:20** Management Of Difficult Iliac Arteries In Conjunction With AAA Repair
Claudio J. Schonholz, MD
- 2:20 – 2:30** Transgluteal Approach To The Residual Hypogastric Artery Aneurysm Post AAA Repair
Jacob Cynamon, MD
- 2:30 – 2:40** Transarterial And Translumbar Endoleak Management
Michael D. Dake, MD
- 2:40 – 2:50** Transcaval Or Transgraft Endoleak Management
Mark W. Mewissen, MD
- 2:50 – 3:00** An Update On The Percutaneous Management Of Popliteal Aneurysms
Barry T. Katzen, MD
- 3:00 – 3:10** Simulators Should Be Used For Education And Dry Runs Prior To Difficult Cases
Gabriel Bartal, MD
- 3:10 – 3:20** The New Interventional Radiology Residency: How Will It Affect Us?
John A. Kaufman, MD
- 3:20 – 3:30** Panel Discussion
- 3:30 – 3:50** Break – Visit Exhibits And Pavilions (2nd and 3rd Floors)

SESSION 19

DIALYSIS

*Moderators: Joseph N. Shams, MD
Bart L. Dolmatch, MD*

- 3:50 – 4:00** What Is New In The Field Of Dialysis Management?
Richard J. Gray, MD
- 4:00 – 4:10** Percutaneous AV Fistula Creation: Techniques, Devices, Availability
Bart L. Dolmatch, MD
- 4:10 – 4:20** Extreme Salvage Techniques In The Repair Of AV Fistulae And Grafts
Allen J. Wiesenfeld, MD
- 4:20 – 4:30** Difficult Central Vein Recanalization: Advanced Techniques
Marcelo Guimaraes, MD
- 4:30 – 4:40** Managing Ischemia Post Fistula Or Graft Placement
Gregg A. Miller, MD
- 4:40 – 4:50** Can AV Fistulae Or Grafts Be Placed In An Outpatient Facility?
Gary A. Gelbfish, MD
- 4:50 – 5:00** Management Of Cephalic Arch Stenosis
David Shemesh, MD, RVT
- 5:00 – 5:10** Recognizing And Managing Significant Complications In The Outpatient Setting
Stanley G. Cooper, MD
- 5:10 – 5:20** NexSite™ Catheter May Reduce Incidence Of Catheter Infections: Early Experience
John R. Ross, Sr., MD
- 5:20 – 5:30** Central Venous Catheter Placement Without Fluoro Using Intravascular EKG And/Or Doppler
Jacob Cynamon, MD
- 5:30 – 5:40** Is CCSVI A Real Phenomenon And If It Is Why Don't More Patients With Central Stenoses Have Symptoms
Michael D. Dake, MD
- 5:40 – 5:50** Panel Discussion

THURSDAY, NOVEMBER 20, 2014

CONCURRENT THURSDAY PROGRAMS

HANDS-ON WORKSHOPS/CASE PRESENTATIONS

8:00 A.M. – 6:00 P.M.

Concourse Level, Room A

Workshop Coordinators: *Josef Golowa, MD
Jacob Cynamon, MD*

MULTIDISCIPLINARY ACUTE STROKE MANAGEMENT

8:00 A.M. – 5:30 P.M.

Murray Hill Suites East and West, 2nd Floor

Course Leader: *Allan L. Brook, MD*

SESSION 20 (Concourse Level, Room A)

HANDS-ON WORKSHOPS/CASE PRESENTATIONS

All workshops will combine didactic lectures, case presentations and hands-on activities to provide an educational experience for all levels of participants.

Workshop Coordinators:

*Yosef Golowa, MD
Jacob Cynamon, MD*

8:00 – 9:00 Oncology: Embolization - Complications

*Moderators: Riad Salem, MD, MBA
Jean Francois H. Geschwind, MD
Jonathan Susman, MD*

9:00 –10:00 Oncology: Ablation

*Moderators: S. Nahum Godlberg, MD
Govindarajan Narayanan, MD
Fred T. Lee, Jr., MD*

10:00 –11:00 Oncology: Lung, Kidney, Bone

*Moderators: Constantinos T. Sofocleous, MD, PhD
Fred T. Lee, Jr., MD
Plinio Rossi, MD*

11:00 –12:00 TIPS/BRTO

*Moderators: Yosef Golowa, MD
Wael E. Saad, MD
Ziv J. Haskal, MD
Stephen T. Kee, MD*

12:00 – 1:00 Portal Vein Embolization

*Moderators: Aaron M. Fischman, MD
David C. Madoff, MD*

1:00 – 2:00 Luncheon Session: Simulators, Robotics

*Moderators: Gabriel Bartal, MD
Barry T. Katzen, MD*

2:00 – 3:00 PVD: Case Based

*Moderators: Andrew S. Blum, MD
John H. Rundback, MD
Ripal T. Gandhi, MD*

3:00 – 4:00 Aneurysms: Visceral, Endografts, Endoleaks

*Moderators: Michael D. Dake, MD
Eli Atar, MD
Mark W. Mewissen, MD*

4:00 – 5:00 Dialysis

*Moderators: Israel Schur, MD
Gregg A. Miller, MD
Allen J. Wiesenfeld, MD*

5:00 – 6:00 Veins – Central Vein Occlusion

*Moderators: Joseph N. Shams, MD
Marcelo Guimaraes, MD
Jacob Cynamon, MD*

MULTIDISCIPLINARY ACUTE STROKE MANAGEMENT

Course Leader: Allan L. Brook, MD

SESSION 21 (Murray Hill Suites East and West, 2nd Floor) 21ST CENTURY STROKE THERAPY PERSPECTIVES

*Moderators: Joshua A. Hirsch, MD
Allan L. Brook, MD*

- 8:00 – 8:09** Emergency Room Stroke Triage Issues And Solutions
Edward C. Jauch, MD, MS
- 8:10 – 8:19** IV vs. IA Is Not The Argument: Revascularization Needs To Occur Early! How To Make It Happen
Mayank Goyal, MD
- 8:20 – 8:29** 3 Trials Failed To Validate Acute Stroke Intra-Arterial Treatment: Why?
Don Frei, MD
- 8:30 – 8:39** Update And Relevance Of Certification Of Comprehensive Stroke Centers
Steven H. Rudolph, MD
- 8:40 – 8:49** Clinical Trials Update In Stroke Intervention
Michael D. Hill, MD
- 8:50 – 8:59** Healthcare Policy Impact On Your Practice
Joshua A. Hirsch, MD
- 9:00 – 9:10** Panel Discussion

SESSION 22

STATE-OF-THE-ART IMAGING FOR STROKE

*Moderators: Howard A. Rowley, MD
R. Gilberto Gonzalez, MD, PhD*

- 9:10 – 9:19** Magnetic Resonance Stroke Imaging Protocol Fast And Efficient
Howard A. Rowley, MD
- 9:20 – 9:29** CT And CTA Best Imaging Triage: The Calgary Way
Mayank Goyal, MD
- 9:30 – 9:39** Penumbra, Collaterals, And New Data: Let's Talk!
R. Gilberto Gonzalez, MD, PhD
- 9:40 – 9:49** Imaging And Treatment Of Patients With Acute Stroke: An Evidence Based Review
Pina C. Sanelli, MD, MPH
- 9:50 – 9:59** Pial Collaterals And The Capillary Index: Implications
Colin P. Derdeyn, MD
- 10:00 – 10:09** Collaterals, Not Clots! CT Angiography Predictors Of Recanalization, And Clinical Outcomes After Thrombectomy
David S. Liebeskind, MD
- 10:10 – 10:20** Panel Discussion
- 10:20 – 10:35** Break – Visit Exhibits And Pavilions (2nd and 3rd Floors)

SESSION 23

CLINICAL SCENARIOS OF THE POSTERIOR CIRCULATION OF INTEREST

*Moderators: Eugene S. Flamm, MD
Lou R. Caplan, MD*

- 10:35 – 10:44** The 5-Minute Neurological Exam
Daniel L. Labovitz, MD
- 10:45 – 10:54** Posterior Circulation Stroke Syndromes And Territories
Lou R. Caplan, MD
- 10:55 – 11:04** Dissections Of The Vertebral And Carotid Arteries: When To Treat And Why
Philip M. Meyers, MD

- 11:05 – 11:14** TIAs: Diagnosis And When To Treat Aggressively
David S. Liebeskind, MD
- 11:15 – 11:24** Basilar Artery Aneurysms: Endovascular Approaches
David Fiorella, MD
- 11:25 – 11:34** Posterior Fossa Aneurysms: Surgical Options
David J. Langer, MD
- 11:35 – 11:44** Panel Discussion
- 11:45 – 12:45** Luncheon Session - Lunch Available In The South Corridor Exhibit Area, 2nd Floor

LUNCHEON SESSION: INTRACRANIAL HEMORRHAGE: NOVEL TECHNIQUES AND THE STANDARD OF CARE IN 2014

Moderators: *Aman B. Patel, MD*
Eugene S. Flamm, MD
Walter Koroshetz, MD

- 12:00 -12:10** Standard Algorithm For Neurosurgical Management Of Intracranial Hemorrhage
David Gordon, MD
- 12:10 -12:20** A Less Invasive Percutaneous Image Guided System: What Are The Possible Advantages/Disadvantages?
David Fiorella, MD
- 12:20 -12:30** Case Presentations With Technical Issues For Discussion
David J. Altschul, MD
- 12:30 -12:45** Discussion: Led By Panel Of Experts
Panelists: *Walter Koroshetz, MD*
Eugene S. Flamm, MD
Aman B. Patel, MD

SESSION 24

CAROTID ARTERY REVASCULARIZATION - EYE OPENERS

Moderators: *Mark H. Wholey, MD*
Thomas G. Brott, MD

- 12:45 – 12:54** CREST 2 And Carotid Trials Update
Walter Koroshetz, MD
- 12:55 – 1:04** Can Patient Or Arterial Characteristics Guide The Choice To Carotid Angioplasty Or Endarterectomy
Thomas G. Brott, MD
- 1:05 – 1:14** Carotid Artery Revascularization: Why Do We Need More Trials
Frank J. Veith, MD
- 1:15 – 1:24** Introduction To Robotic Catheter Techniques
Barry T. Katzen, MD
- 1:25 – 1:34** Review Of The Latest Pertinent Carotid Literature
Mark H. Wholey, MD
- 1:35 – 1:44** Stroke Origins - The Carotid vs. The Intracranial Tree: Present Day Research
Raul G. Nogueira, MD
- 1:45 – 1:54** Imaging And Implications For Plaque Inflammation: How Will It Affect Care
Todd S. Miller, MD

SESSION 25

HEMORRHAGIC STROKE THERAPY

*Moderators: David Gordon, MD
Daniel L. Labovitz, MD
Ajay K. Wakhloo, MD, PhD*

- 1:55 – 2:04** Classification Of AVMs
Lou R. Caplan, MD
- 2:05 – 2:14** ARUBA Truths And Myths
Peter A. Rasmussen, MD
- 2:15 – 2:24** ARUBA: A Surgeon's Thoughts And Practice
Howard A. Riina, MD
- 2:25 – 2:34** Embolization's Key Role In AVM Therapy And Strategies For Cure
J. Mocco, MD, MS
- 2:35 – 2:44** Convexity SAH And Other Causes Of Bleeds: My Advice
Howard A. Rowley, MD
- 2:45 – 2:54** Anesthesia For INR Basic Concepts
Apolonia E. Abramowicz, MD
- 2:55 – 3:04** Next Generation Of Aneurysm Therapy
Ajay K. Wakhloo, MD, PhD
- 3:05 – 3:14** Flow Diversion Lessons Learned
Peter K. Nelson, MD
- 3:15 – 3:24** Large Paraophthalmic Aneurysms: Surgical Skull Base Anatomy And Treatment Options
Aman B. Patel, MD
- 3:25 – 3:34** Dural Sinus Stenosis And Venous Hypertension: My Paradigm
Sudhakar R. Satti, MD
- 3:35 – 3:45** Panel Discussion
- 3:45 – 4:00** Break – Visit Exhibits And Pavilions (2nd and 3rd Floors)

SESSION 26

BEST NEW STROKE REVASCULARIZATION DEVICES

*Moderators: Aquilla S. Turk, DO
J. Mocco, MD, MS*

- 4:00 – 4:09** Ultrafast Door To Groin Puncture Times
Mayank Goyal, MD
- 4:10 – 4:19** Pushing The Boundaries Of Acute Revascularization
J. Mocco, MD, MS
- 4:20 – 4:29** ADAPT: This Sucks, But It Works
Aquilla S. Turk, DO
- 4:30 – 4:39** Next Generation Stroke Devices
Osama O. Zaidat, MD
- 4:40 – 4:49** Mobile Stroke Treatment Unit: A New System Of Stroke Care Delivery?
Peter A. Rasmussen, MD
- 4:50 – 4:59** Balloon Guide Catheters And Other New Access Devices
Osama O. Zaidat, MD
- 5:00 – 5:09** Trials Comparing Devices: SWIFT And TREVO 2
Raul G. Nogueira, MD
- 5:10 – 5:19** Collecting High Quality Evidence On The Effectiveness Of Vascular Interventions: What Are The Research Options
Walter Koroshetz, MD
- 5:20 – 5:30** Panel Discussion
- 5:30** **Adjourn**

FACULTY

A

Apolonia E. Abramowicz, MD

Bronx, New York

David J. Altschul, MD

Bronx, New York

Eli Atar, MD, FSIR

Petah-Tikva, Israel

B

Sandeep Bagla, MD

Alexandria, Virginia

Curtis W. Bakal, MD, MPH

Burlington, Massachusetts

Gabriel Bartal, MD, FSIR, FCIRSE

Kfar Saba, Israel

Carl M. Black, MD

Salt Lake City, Utah

Andrew S. Blum, MD

Elmhurst, Illinois

Amman Bolia, MD

Leicester, United Kingdom

Allan L. Brook, MD

Bronx, New York

Thomas G. Brott, MD

Jacksonville, Florida

Karen T. Brown, MD

New York, New York

Elchanan Bruckheimer, MBBS

Petah-Tikva, Israel

C

Lou R. Caplan, MD

Boston, Massachusetts

James Caridi, MD

New Orleans, Louisiana

Victoria Chernyak, MD, MS

Bronx, New York

Stanley G. Cooper, MD

Lake Success, New York

Jacob Cynamon, MD

New York, New York

D

Michael D. Dake, MD

Stanford, California

Colin P. Derdeyn, MD

St. Louis, Missouri

Bart L. Dolmatch, MD

Dallas, Texas

E

Steve Elias, MD

Englewood, New Jersey

F

David Fiorella, MD

Stony Brook, New York

Aaron M. Fischman, MD

New York, New York

Eugene S. Flamm, MD

Bronx, New York

Don Frei, MD

Denver, Colorado

G

Paul J. Gaglio, MD

Bronx, New York

Ripal T. Gandhi, MD, FSVM

Miami, Florida

Mark J. Garcia, MD

Newark, Delaware

Gary A. Gelbfish, MD

New York, New York

Jean Francois H. Geschwind, MD

Baltimore, Maryland

George I. Getrajman, MD

New York, New York

Kathleen D. Gibson, MD

Bellevue, Washington

Anne Giuliano, MD

Billings, Montana

S. Nahum Goldberg, MD

Jerusalem, Israel

Yosef Golowa, MD

New York, New York

Jafar Golzarian, MD

Minneapolis, Minnesota

R. Gilberto Gonzalez, MD, PhD

Boston, Massachusetts

David Gordon, MD

Bronx, New York

Menachem M. Goren, MD

Petah-Tikva, Israel

Mayank Goyal, MD, FRCPC

Calgary, Alberta, Canada

Richard J. Gray, MD, FSIR

Philadelphia, Pennsylvania

Marcelo Guimaraes, MD

Charleston, South Carolina

H

Ziv J. Haskal, MD, FACR, FAHA,

FSIR

Charlottesville, Virginia

Kevin Herman, MD

Teaneck, New Jersey

Michael D. Hill, MD

Calgary, Alberta, Canada

Joshua A. Hirsch, MD

Boston, Massachusetts

I

Maxim Itkin, MD

Philadelphia, Pennsylvania

Krassi Ivancev, MD, PhD

London, United Kingdom

J

Edward C. Jauch, MD, MS

Charleston, South Carolina

Matthew S. Johnson, MD

Indianapolis, Indiana

K

Lowell S. Kabnick, MD, RPhS,

FACS, FACPh

New York, New York

Barry T. Katzen, MD

Miami, Florida

John A. Kaufman, MD

Portland, Oregon

Stephen T. Kee, MD

Los Angeles, California

Neil M. Khilnani, MD

New York, New York

Milan Kinkhabwala, MD

New York, New York

Walter Koroshetz, MD

Bethesda, Maryland

L

Daniel L. Labovitz, MD

Bronx, New York

FACULTY

David J. Langer, MD

New York, New York

Fred T. Lee, Jr., MD

Madison, Wisconsin

David S. Liebeskind, MD

Los Angeles, California

Robert A. Lookstein, MD, FSIR,

New York, New York **FAHA**

M

Lindsay Machan, MD

Vancouver, British Columbia, Canada

David C. Madoff, MD

New York, New York

Mark H. Meissner, MD

Seattle, Washington

Mark W. Mewissen, MD

Milwaukee, Wisconsin

Philip M. Meyers, MD

New York, New York

Gregg A. Miller, MD

Brooklyn, New York

Todd S. Miller, MD

Bronx, New York

Lloyd S. Minsky, MD

Bronx, New York

J. Mocco, MD, MS

Nashville, Tennessee

Airton M. Moreira, PhD

São Paulo, Brazil

N

Govindarajan Narayanan, MD

Miramar, Florida

Peter K. Nelson, MD

New York, New York

Raul G. Nogueira, MD

Atlanta, Georgia

P

Marc A. Passman, MD

Birmingham, Alabama

Aman B. Patel, MD

Boston, Massachusetts

Paul Pittaluga, MD

Monte-Carlo, Monaco

Jeffrey S. Pollak, MD

New Haven, Connecticut

R

Seshadri Raju, MD

Jackson, Mississippi

Peter A. Rasmussen, MD

Cleveland, Ohio

Götz M. Richter, MD, PhD

Stuttgart, Germany

Howard A. Riina, MD

New York, New York

Ernest J. Ring, MD

San Francisco, California

Anne Roberts, MD

La Jolla, California

Robert J. Rosen, MD

New York, New York

Melvin Rosenblatt, MD

Fairfield, Connecticut

John R. Ross, Sr., MD

Orangeburg, South Carolina

Plinio Rossi, MD

Rome, Italy

Howard A. Rowley, MD

Madison, Wisconsin

Steven H. Rudolph, MD

Brooklyn, New York

John H. Rundback, MD, FSIR,

Teaneck, New Jersey **FAHA**

S

Wael E. Saad, MD

Ann Arbor, Michigan

Riad Salem, MD, MBA

Chicago, Illinois

Pina C. Sanelli, MD, MPH, FACR

New York, New York

Sudhakar R. Satti, MD

Newark, Delaware

Peter Schlossberg, MD

New York, New York

Claudio J. Schonholz, MD

Charleston, South Carolina

Israel Schur, MD

New York, New York

Joseph N. Shams, MD

New York, New York

David Shemesh, MD, RVT

Jerusalem, Israel

Ja Hyun Shin, MD

Bronx, New York

Robert H. Siegelbaum, MD

New York, New York

Akhilesh K. Sista, MD

New York, New York

Constantinos T. Sofocleous, MD, PhD

New York, New York

Thomas A. Sos, MD

New York, New York

E. Brooke Spencer, MD

Denver, Colorado

James B. Spies, MD

Washington, District of Columbia

Barry Stein, MD, FSIR, FACR

Hartford, Connecticut

Deepak Sudheendra, MD

Philadelphia, Pennsylvania

Jonathan Susman, MD

New York, New York

T

David W. Trost, MD

New York, New York

Aquilla S. Turk, DO

Charleston, South Carolina

V

Jos C. van den Berg, MD, PhD

Lugano, Switzerland

Michael A. Vasquez, MD, RVT

Buffalo, New York

Suresh Vedantham, MD

St. Louis, Missouri

Frank J. Veith, MD

Cleveland, Ohio and New York, New York

W

Ajay K. Wakhloo, MD, PhD

Worcester, Massachusetts

Joshua L. Weintraub, MD

New York, New York

Mark H. Wholey, MD

Pittsburgh, Pennsylvania

Allen J. Wiesenfeld, MD


Lake Success, New York

Z

Osama O. Zaidat, MD

Milwaukee, Wisconsin

REGISTRATION



Monday, November 17 – Thursday, November 20, 2014

NEW YORK HILTON - MIDTOWN
1335 Avenue Of The Americas
New York, NY 10019

Meeting Registration

(See Registration Form on reverse side)

Full Registration	Tuition
<input type="checkbox"/> Practicing Physicians	\$765
<input type="checkbox"/> Practicing Physicians Combination Rate	\$1899
AIMsymposium & VEITHsymposium (Monday to Saturday)	
<input type="checkbox"/> US and Canadian Interventional Radiology Fellows in Training*	Complimentary

* Fellows tuition provided through an educational grant courtesy of W.L. Gore & Associates, Inc. Letter of verification from Chief of Service must be obtained prior to registration and faxed to (888) 418-7043. The letter must include the start and end dates of your Interventional Radiology fellowship.

<input type="checkbox"/> Non - US Fellows	<input type="checkbox"/> Residents	<input type="checkbox"/> Nurse Practitioners	
<input type="checkbox"/> Physician Assistants	<input type="checkbox"/> Nurses	<input type="checkbox"/> Technologists	\$325
<input type="checkbox"/> Allied Health Care Professionals			\$850

Component Meetings

<input type="checkbox"/> Monday Only - SIR Veins at AIMsymposium	\$349
<input type="checkbox"/> Tuesday Only - Oncology/Embolization	\$349
<input type="checkbox"/> Thursday Only - Multidisciplinary Acute Stroke Management	\$349

Refund: There is a \$95 cancellation fee if canceled by October 17, 2014. No refunds will be made thereafter.

Online: <http://www.AIMsymposium.org>

Phone: 800-987-9314, Ext. 200 or 718-549-3140 with your payment information.

Fax: the reverse form with your credit card payment to 888-418-7043

Mail: this form with your payment to:
The Cleveland Clinic Educational Foundation
Attn: AIM 02010219
P.O. Box 931653
Cleveland, OH 44193-1082

Additional Information


AIMsymposium
4455 Douglas Avenue, Suite 11E
Riverdale, New York 10471

Phone: 800-987-9314 or 718-549-3140

E-mail: registrar@aimsymposium.org or
admin@aimsymposium.org

Updates: www.AIMsymposium.org

REGISTRATION



- | Full Registration | Tuition |
|---|---------------|
| <input type="checkbox"/> Practicing Physicians | \$765 |
| <input type="checkbox"/> Practicing Physicians Combination Rate | \$1899 |
| AIMsymposium & VEITHsymposium (Monday to Saturday) | |
| <input type="checkbox"/> US and Canadian Interventional Radiology
Fellows in Training* | Complimentary |

* Fellows tuition provided through an educational grant courtesy of W.L. Gore & Associates, Inc. Letter of verification from Chief of Service must be obtained prior to registration and faxed to (888) 418-7043. The letter must include the start and end dates of your Interventional Radiology fellowship.

- | | | | |
|---|------------------------------------|--|-------|
| <input type="checkbox"/> Non - US Fellows | <input type="checkbox"/> Residents | <input type="checkbox"/> Nurse Practitioners | |
| <input type="checkbox"/> Physician Assistants | <input type="checkbox"/> Nurses | <input type="checkbox"/> Technologists | \$325 |
| <input type="checkbox"/> Allied Health Care Professionals | | | \$850 |

Component Meetings

- | | |
|---|-------|
| <input type="checkbox"/> Monday Only - SIR Veins at AIMsymposium | \$349 |
| Combined Society of Interventional Radiology
and AIMsymposium Venous Program | |
| <input type="checkbox"/> Tuesday Only - Oncology/Embolization | \$349 |
| <input type="checkbox"/> Thursday Only - Multidisciplinary Acute
Stroke Management | \$349 |

First Name: _____

Last Name (Surname) _____

Degree: _____

Specialty: _____

Physician Non-Physician Cleveland Clinic Employee? Yes No

Affiliation: _____

Address Type: Home Other

Address: _____

City: _____ State/Province _____

Zip Code: _____ Country _____

E-mail: _____

(A valid registrant's e-mail address is required for confirmation and CME certificate.)

Phone: _____ Fax _____

Payment Method

Check: Please make checks payable to the Cleveland Clinic Educational Foundation and mail to:
The Cleveland Clinic Educational Foundation
Attn: AIM 02010219
P.O. Box 931653
Cleveland, OH 44193-1082


Name on Card: _____

Credit Card Number: _____

Verification Code: _____ Expiration Date _____

(3-4 Digit Code on Credit Card)

Signature: _____



Advanced
Interventional
Management

SAVE THE DATE



Monday - Thursday, November 16-19, 2015

23rd Symposium on Current
Issues and New Techniques
in Interventional Radiology and
Endovascular Therapy

Symposium Chairman

Jacob Cynamon, MD

Symposium Co-Chairmen

Allan L. Brook, MD

Frank J. Veith, MD

Executive Committee

Curtis W. Bakal, MD, MPH

Michael D. Dake, MD

Ziv J. Haskal, MD

Barry T. Katzen, MD

Neil M. Khilnani, MD

Sponsored by



Cleveland Clinic



Hilton

www.AIMsymposium.org



THE CLEVELAND CLINIC EDUCATIONAL FOUNDATION

PO BOX 931653

CLEVELAND, OH 44193-1082

Non-profit Org
US Postage

PAID

White Plains, NY

Permit No. 7033



Hilton

New York Hilton - Midtown

Monday - Thursday, November 17 - 20, 2014

Expanded Sessions On

- Prostatic Artery Embolization (BPH)
- Renal Denervation
- Pulmonary Emboli/Venous Thrombolysis
- Interventional Oncology (IO)
- Hemodialysis Access
- Multidisciplinary Acute Stroke Management
- Hands-on Workshops

New This Year • SIR Veins at AIMsymposium

Monday, November 17, 2014

SEE INSIDE



www.AIMsymposium.org



Enhanced care through advanced technology®

